

RSXA CLIP

Batylite® ISO



Natura



LFM2035 Ciel 9711



LFM2035 Moss 8557



LFM2035 Canyon 9712




LFM2035 Terre 8556

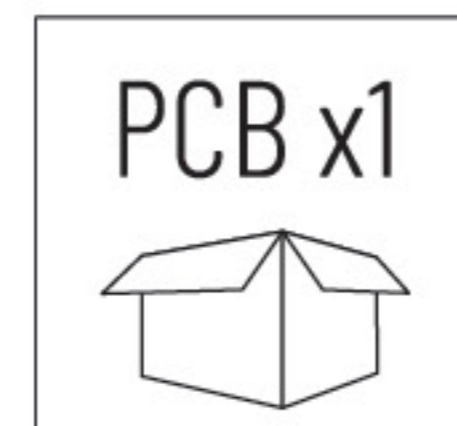


MULTI
POSITION

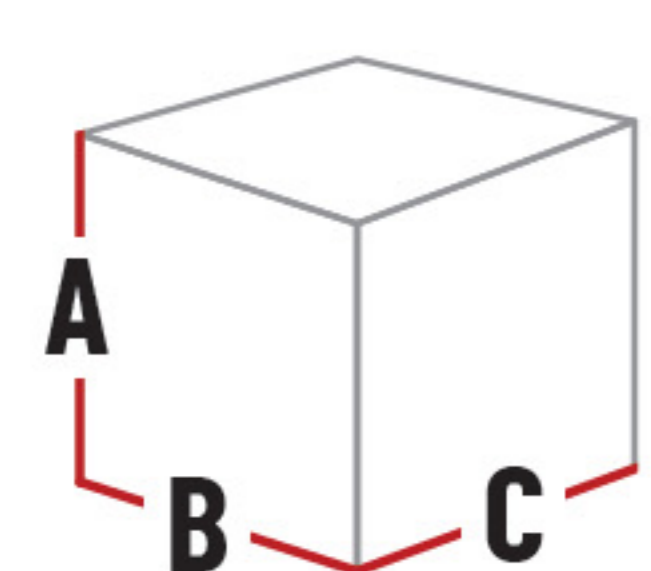
ACIER
STEEL



7.20 kg



Frame in Ø20 mm steel tubing. Dual-material resin/foam armrests, position adjustment with stabilisers. Removable canvas with elastomere clip fastening (Lafuma patent). Ergonomic, adjustable and removable headrest. Protective footrest ring and foot pads.



OPEN

A : 84 > 115 cm B : 88 > 164 cm C : 68 cm

Seat high: 39 cm

CLOSED

A : 96 cm B : 15 cm C : 68 cm